


# Virgin Valley Water District

## FY2016 Annual Report

500 Riverside Road  
Mesquite, NV 89027  
Phone: 702-346-5731



### 3<sup>rd</sup> Annual Report

July 1, 2015 – June 30, 2016



**Date: August 31, 2016**

**Prepared By: Kevin Brown, General Manager**

## Board of Directors:

Nephi Julien, President (Bunkerville)  
Barbara Ellestad, Vice-President (Mesquite)  
Sandra Ramaker (Mesquite)  
Richard Bowler (Bunkerville)  
Robert "Bubba" Smith (Mesquite)



The Board in Action

## District Staff:

### Administration:

Kevin Brown  
Aaron Bunker  
Mary Johnson  
Hatty Tanner  
Wes Smith  
Valarie Martinez  
Natalie Anderson  
Kyle Hughes

### Meters:

Rob Faught  
John Zarate  
Kason Bulloch

### Treatment:

Philip Abbott  
Troy Tanner  
Keith Garrett

### Distribution:

Steve Tietjen  
Cameron Klug  
Adam Owsley  
Bryan Plum  
Chris Woods



Customer Service



The Best Staff Ever!!!!

# From the General Manager

The District as a whole continues to make great strides forward. The Environmental Protection Agency has three key components to determine when a water system is operating well. Those three components are: Technical, Financial, and Managerial. The idea is that if a water system is doing well in all three areas, the water system is providing safe water and is in compliance with the Safe Drinking Water Act. I am proud to say that the District is doing well in all three areas! Our staff is top notch and each member of the District team knows their responsibilities extremely well and we work well together.

Outside of the District, District staff has key relationships with the Nevada State Engineer, Department of Environmental Protection, County Commissioner, City of Mesquite staff, and others.

Drought/Water Availability continues to be a topic of discussion. I will continue to say that our aquifer levels haven't changed after decades of pumping. Our precipitation gauges surrounding the valley show no declines in annual precipitation, and residents/businesses have done a great job of water conservation. The bottom line is the drought impacting the western United States is not impacting our valley.

Staff has been busy working on improvements to the District's infrastructure, key operational documents, and planning documents (master plan, capital projects, maintenance, and financial plans) to carry the District forward into the future.

Overall, the District is in the best position it has been in for many years. The District is poised for much success well into the future.



Nevada Drought Summit Meeting –  
Carson City September 2015



New Backhoe

# Projects and Programs


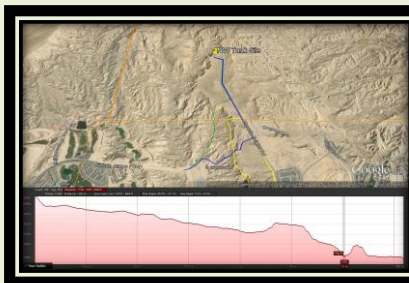
FY2016 proved to be an eventful year as the new rates structure was implemented and the following projects were accomplished/started:

## Projects:

- Virgin River Transmission Line
- Well 1A Drilling
- Well 27A Site Location Negotiations
- Ductile Iron Pipe Replacement on Marilyn Parkway, Mesa Blvd.
- Cabin Canyon Road Repair Project
- Emergency Generators Installed At Key Sites
- SCADA System Upgrades

## Programs:

- SB271 File Search
- Decision To Change Insurance Carrier From Pool/Pact to Travelers
- Updated Design and Construction Standards
- Updated District Personnel Policies
- Updated District Rule and Regulations
- Bring Your Child to Work Day



# Financial Report

- Revenue exceeds expenses!!!
- Annual operating expenses in savings, goal – two years
- \$14,000,000 in cash reserves (To be used for emergency replacement funds and needed maintenance and capital improvement projects)
- Annual interest on debt was reduced by refinancing bonds
- Total debt coverage ratio improved from 1.84 to 2.76
- \$10.00 per month debt reduction fee helping to stabilize base costs

Currently, the District is in an excellent financial position as a result of the rate increase instituted in FY2015 and recent debt refinancing.

Projecting known revenues, operating expenses, and known needed capital facility projects into the next five year cycle, the District is very sound financially with the possibility of a slight rate increase (1% - 2%) needed in three years. This will be dependent on inflation, water conservation measures by customers, and supplier costs that are outside the control of the District. The District's budget meetings occur in the March/April timeframe of each year. Our budget is very thoroughly vetted by the staff and by the board.



# VVWD by the Numbers

**2,021,504,634** (or 3,061 Olympic sized swimming pools)

Gallons of water pumped from July 1, 2015 to June 30, 2016



**>100,000**

Customer transactions during the year

**114**

Leaks in FY2016, 78 in FY2015, 111 in FY2014

**>\$3,000,000**

Direct and indirect economic impact to the local economy

**8,583**


Total Metered customers (3/4" – 12")

**2.5%**

Growth Rate

**80°**

Temperature our water comes out of the ground



# Looking Forward to FY2017

- Virgin River Transmission Line
- Riverside Road Pipe Replacement
- Well 27A Drilling and Outfitting
- Well 1A Treatment and Outfitting
- Airport Tank Interior Painting
- SB271 Implementation
- Emergency Response Plan Update
- Master Plan Update
- Vulnerability Assessment Update
- SCADA System Upgrade Completion
- Northwest Tank and Transmission Line
- Website Refresh
- WaterWorth Rate Software Implementation
- Legislative session

