


Virgin Valley Water District

FY2017 Annual Report

500 Riverside Road
Mesquite, NV 89027
Phone: 702-346-5731



4th Annual Report

July 1, 2016 – June 30, 2017





Interior of Airport Tank
Before Rehabilitation


Date: September 19, 2017


Prepared By: Kevin Brown, General Manager


Board of Directors:

Nephi Julien, President (Bunkerville) 

Ben Davis, Vice-President (Mesquite) 9/2016 

Barbara Ellestad (Mesquite) 

Richard Bowler (Bunkerville) 

Travis Anderson (Mesquite) 1/2017 

Sandra Ramaker (Mesquite) 7/2016 – 12/2016

Robert "Bubba" Smith (Mesquite) 7/2016 – 9/2016

District Staff:

Administration:

Natalie Anderson
Kevin Brown
Aaron Bunker
Kyle Hughes
Mary Johnson
Valarie Martinez
Wes Smith
Hatty Tanner

Meters:

Kason Bulloch
Rob Faight
John Zarate

Treatment:

Philip Abbott
Keith Garrett
Troy Tanner

Distribution:

Cameron Klug
Adam Owsley
Bryan Plum
Steve Tietjen
Chris Woods



Customer Service



Still The Best Staff
Ever!!!!

From the General Manager

The Environmental Protection Agency has three key major indicators to determine if a water system is operating well. They are: Technical, Financial, and Managerial. The idea is that if a water system is doing well in all three areas, the water system is providing safe water and is in compliance with the Safe Drinking Water Act. I am proud to say that the District is doing well in all three areas! Our staff is top notch and each member of the District team knows their responsibilities extremely well and we work well together. In FY2017, the District continued to make great strides forward. The financial position of the District remains solid. Many needed projects have been completed and more started.

Outside of the District, District staff continues to have key relationships with the Nevada State Engineer, Department of Environmental Protection, County Commissioner, City of Mesquite staff, Bureau of Land Management, and others.

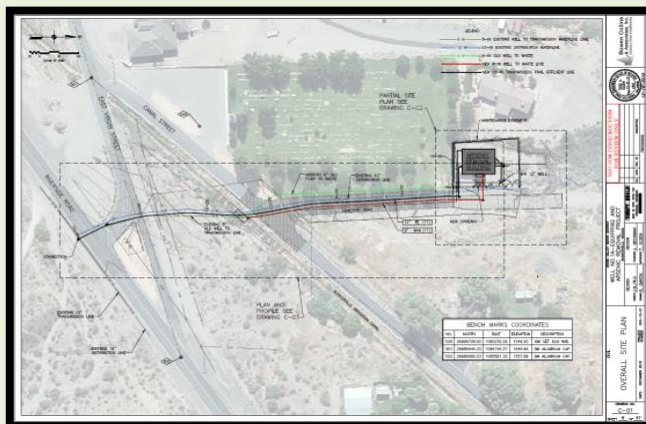
The Drought/Water Availability discussion has quieted down as a result of above normal winter precipitation and outreach initiatives. Aquifer levels remain strong. Precipitation gauges surrounding the valley show no declines in annual precipitation. Residents and businesses continue to do a great job of water conservation.

Staff has been busy working on improvements to the District's infrastructure, key operational documents, and planning documents (master plan, capital projects, maintenance, and financial plans) to carry the District forward into the future.

Overall, the District is in the best position it has been in for many years. The District is poised for much success well into the future.



Monthly Monitoring of Water for Safe Drinking Water Act Compliance



Well 1A Site Plan

Projects and Programs



FY2017 proved to be an eventful year as many projects were started with the aid of the new rates structure implemented in FY2015. The following projects were accomplished/started:

Projects:

- Virgin River Transmission Line
- Well 1A Drilling
- Well 27A Drilling
- Riverside Road 16" Line
- Rehabilitation of Airport Tank
- SCADA System Upgrade
- Website Refresh
- Emergency Generators Installed At Key Sites

Programs:

- Master Plan Update
- System Development Charge Study
- WaterWorth Implementation
- SB271 Implementation
- 2017 Legislative Session

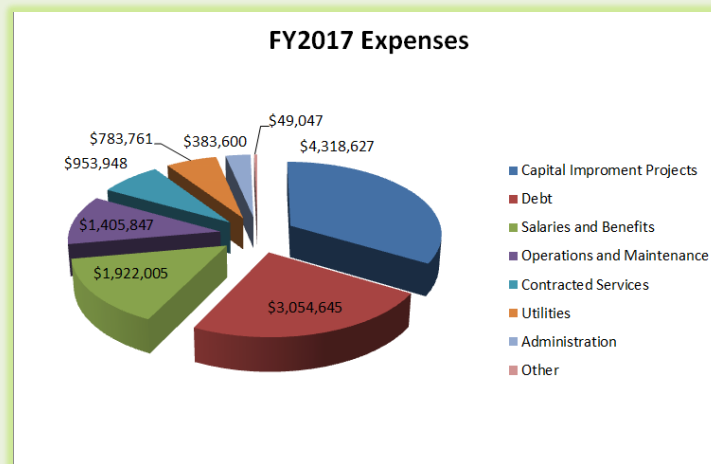
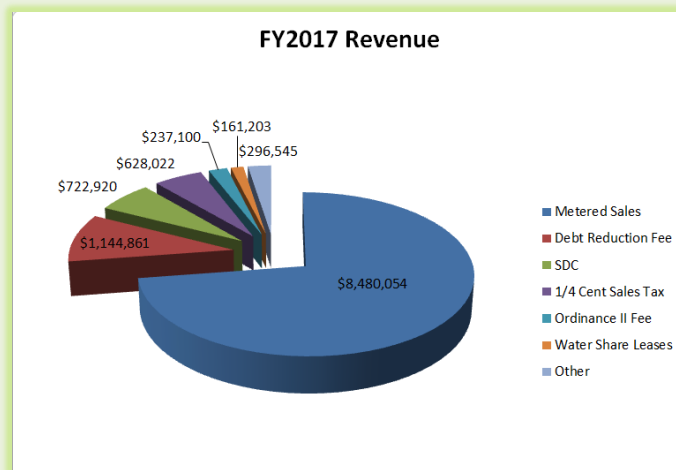


Financial Report

- Implementation of WaterWorth Software
- Cash Reserves Used for Capital Facilities Projects
- Strong Financial Position

The District is in an excellent financial position as a result of the rate increase instituted in FY2015 and recent debt refinancing.

In FY2017, the District implemented a software tool that allows for more accuracy in forecasting needed revenue adjustments. Staff is now able to quickly calculate, based on changes in expenses, what revenue streams are required to meet the growth and maintenance requirements. Our budget is very thoroughly vetted by the staff and by the board.



VVWD by the Numbers

- **2,054,490,555** Gallons (or 3,110 Olympic sized swimming pools) of water pumped from July 1, 2016 to June 30, 2017




- **High: 246,880,000** Gallons Delivered in August 2016



- **Low: 81,196,000** Gallons Delivered in February 2017




- **>\$5,000,000**
Direct and indirect economic impact to the local economy
- **8,823**
Total Metered customers (3/4" – 12")
- **2.8%**
Growth Rate (increase from previous year in number of meters)
- **>80°**
Temperature of our water as it is pumped out of the ground



- **>100,000**
Customer transactions during the year

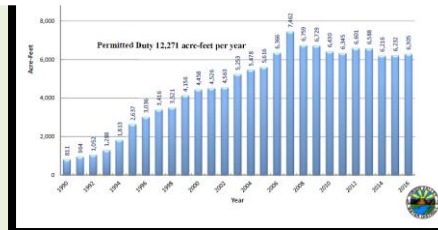
Looking Forward to FY2018

- Updates to Rules, Regulations and Rates
- Updates to Design and Construction Standards
- Continued Evaluation of Revenues with WaterWorth Software
- Well Sustainability Study
- Outfitting Well 27A for Production
- Outfitting Well 1A for Production
- Drilling Well 34
- Replace Flat Top Mesa Tank
- Bella Horizon Transmission Line Installation
- Marilyn Parkway, Upper Mesa Blvd., Aztec Circle Pipe Replacement
- Summit Court Pipe and Asphalt Replacement
- Northwest Tank and Transmission Line Begin Construction
- Water Conservation Plan Update
- Emergency Response Plan Update
- Vulnerability Assessment Update
- Gold Butte National Monument Implementation



Virgin River
Transmission Line

Historical Volume of Water Pumped



Interior of Airport Tank After
Rehabilitation